

# DIGITAL TICKETING GUIDE

for the WRANGLER NATIONAL FINALS RODEO



LAS VEGAS  
EVENTS

[NFRexperience.com/MyNFRAccount](https://NFRexperience.com/MyNFRAccount)

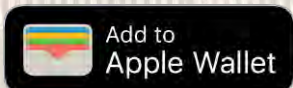
LAS  
Vegas

# ACCESSING THE WRANGLER NATIONALS FINALS RODEO:

You now have the ability to access your Wrangler NFR tickets in a digital QR code format to display on your mobile phone. Follow these steps to make getting to the Wrangler National Finals Rodeo a breeze.

## when you arrive at the Thomas & Mack Center

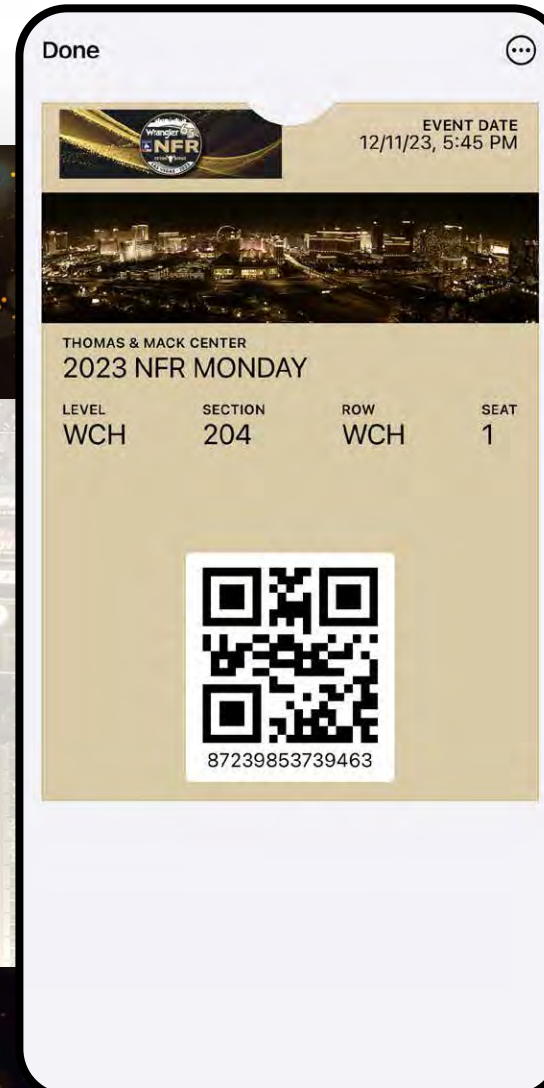
- 1) Go directly to an entry point.
- 2) Present your mobile ticket to the ticket attendant.
- 3) The attendant will scan the QR code on your smartphone.
- 4) Reference the seat location on your mobile device.  
(Keep it accessible to show the usher when you arrive to your section.)



*Prior to the event, add your ticket to your Apple Wallet or Google Pay Wallet.  
Instructions are included on page 6.*

## we're here to help!

If you experience any ticket issues when entering the Thomas & Mack Center, please visit the TMC Box Office for assistance (located right of the Main Entrance).



# HOW TO LOG-IN TO YOUR MY NFR ACCOUNT IN 2 EASY STEPS:

## MY NFR ACCOUNT

- The My NFR Account is simple, convenient and secure allowing you the ultimate flexibility in using your tickets.

## HOW TO SIGN IN

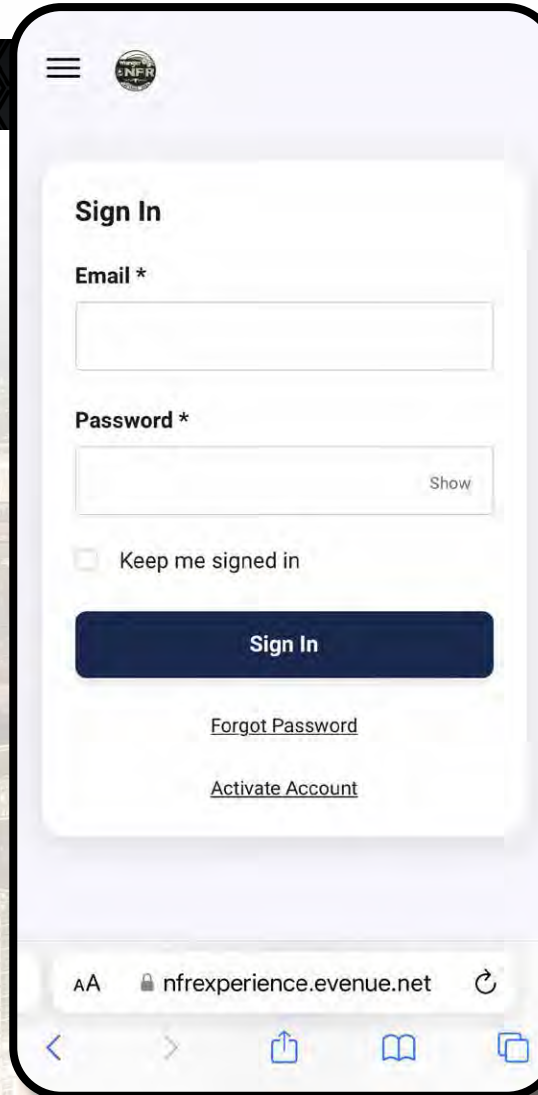
**1** Visit [NFRexperience.com/MyNFRAccount](https://NFRexperience.com/MyNFRAccount).

**2** Enter email address and password.

If you have not activated your My NFR Account, please contact the Las Vegas Events Ticket Office at [TicketOffice@LasVegasEvents.com](mailto:TicketOffice@LasVegasEvents.com).

**we're here to help!**

Email the Las Vegas Events Ticket Office at [TicketOffice@LasVegasEvents.com](mailto:TicketOffice@LasVegasEvents.com).

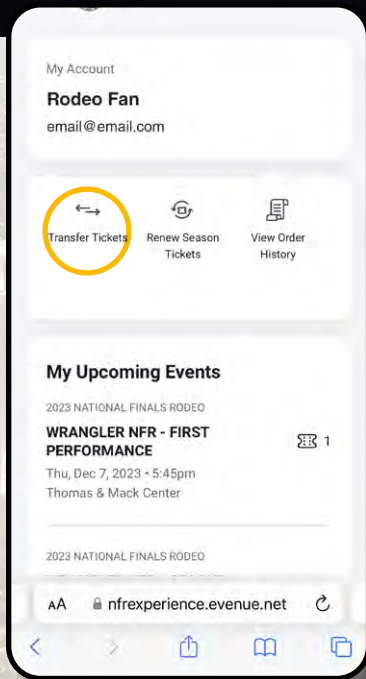


The screenshot shows a mobile browser interface for the My NFR Account sign-in page. At the top, there is a hamburger menu icon and the My NFR logo. The main heading is "Sign In". Below this, there are two input fields: "Email \*" and "Password \*". The password field has a "Show" button to its right. Underneath the password field is a checkbox labeled "Keep me signed in". A large blue "Sign In" button is centered below the form. Below the button are two links: "Forgot Password" and "Activate Account". At the bottom of the screen, the browser's address bar shows the URL "nfrexperience.eventue.net" and the mobile browser navigation bar with back, forward, share, and tabs icons.

# HOW TO TRANSFER NFR TICKETS IN 5 EASY STEPS:

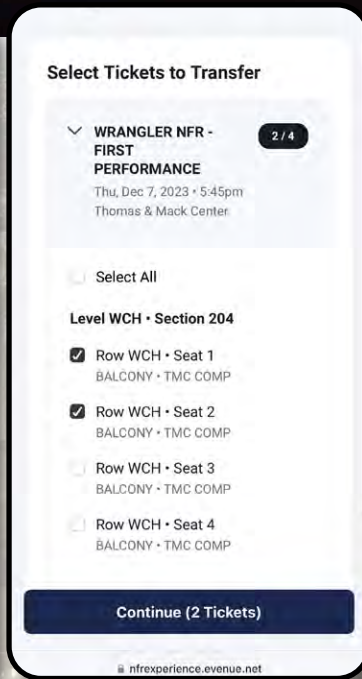
1

Once logged onto your My NFR Account, Click "Transfer Tickets" and a list of the available performances will appear.



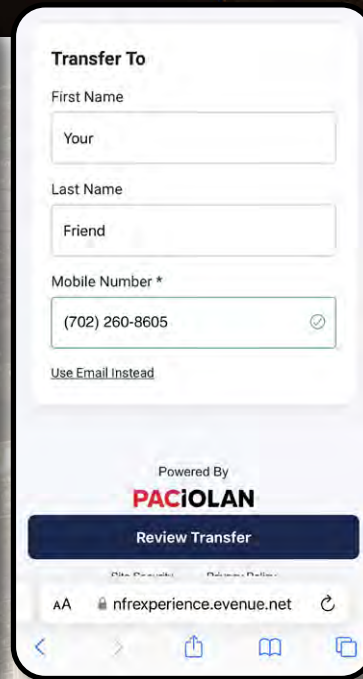
2

Select the Performance Date you wish to transfer and then check the box next to the specific seat(s) for the performance date you would like transferred. Click "Continue."



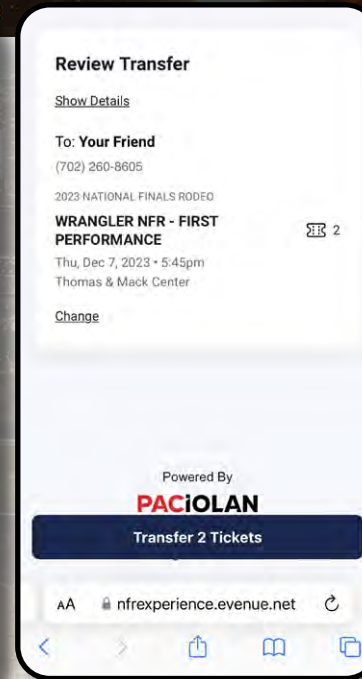
3

Type in the mobile number of the person you would like to transfer tickets to. Click "Review Transfer."



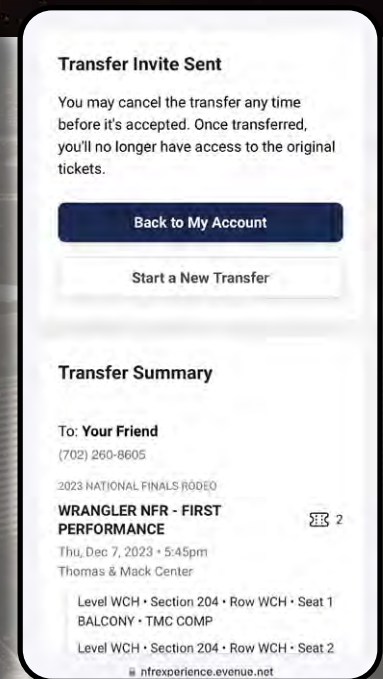
4

Confirm the performance date and specific seats are correct. Click "Transfer Tickets."



5

Confirmation of transfer.



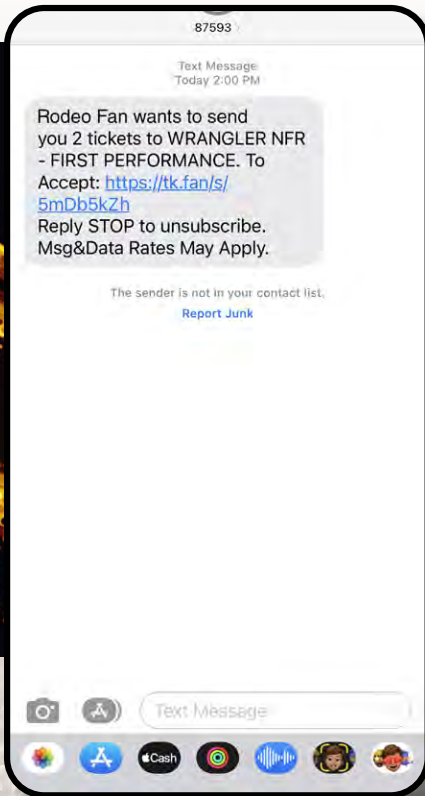
## DONE!

The recipient receives a text notification with a link to download the tickets and your account page (as the sender) will show the tickets have been transferred and are awaiting acceptance.

# HOW TO **ACCEPT** A TRANSFERRED TICKET:

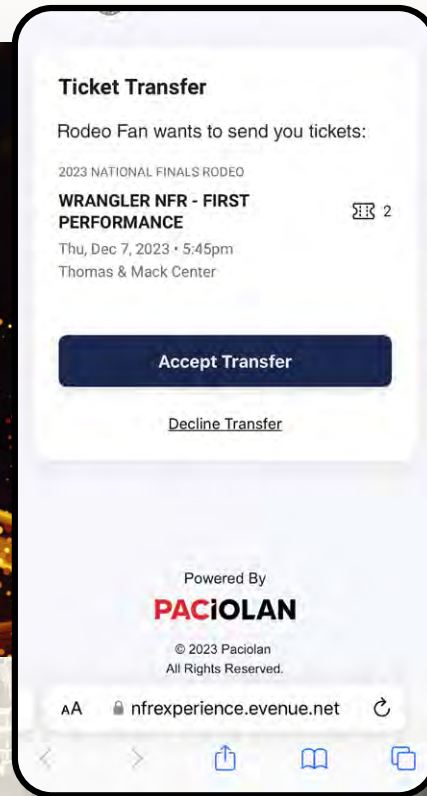
1

You will receive a text saying someone is sending you tickets. Log into your **My NFR Account** using your email address and password.



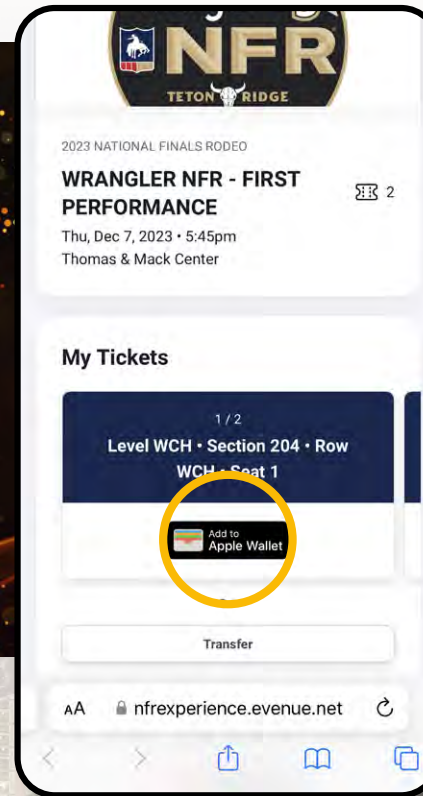
2

Click “Accept Transfer,” button will change to blue, click it again to confirm.



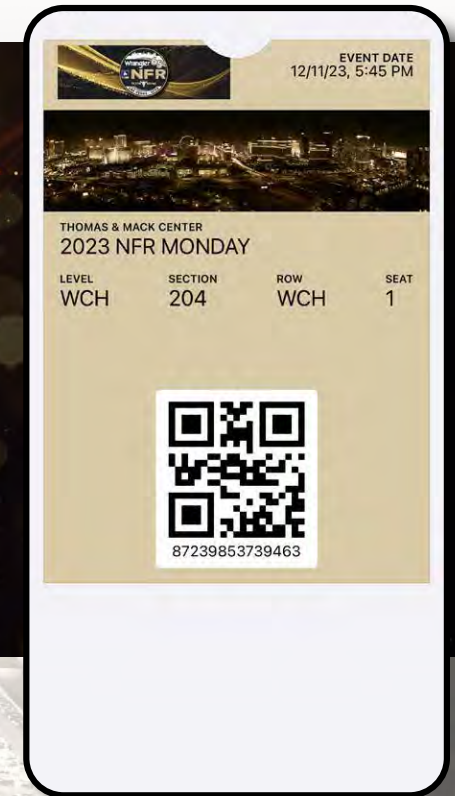
3

Add tickets to your Apple Wallet or Google Pay.



4

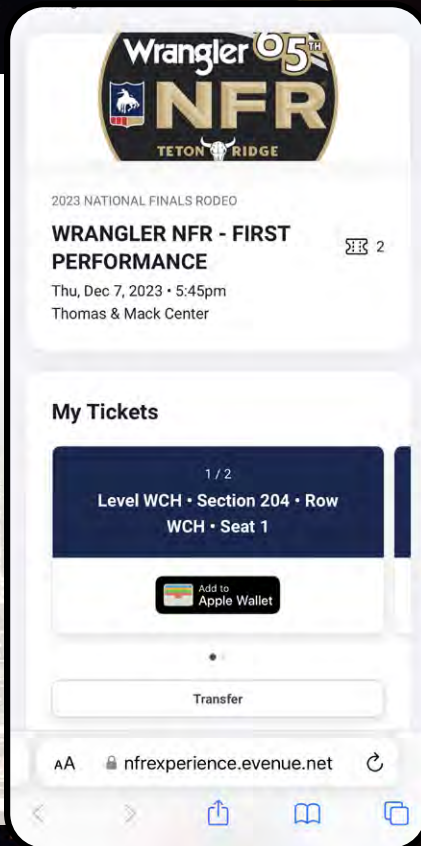
Grab your Cowboy Boots and enjoy the NFR Performance.



**DONE!**

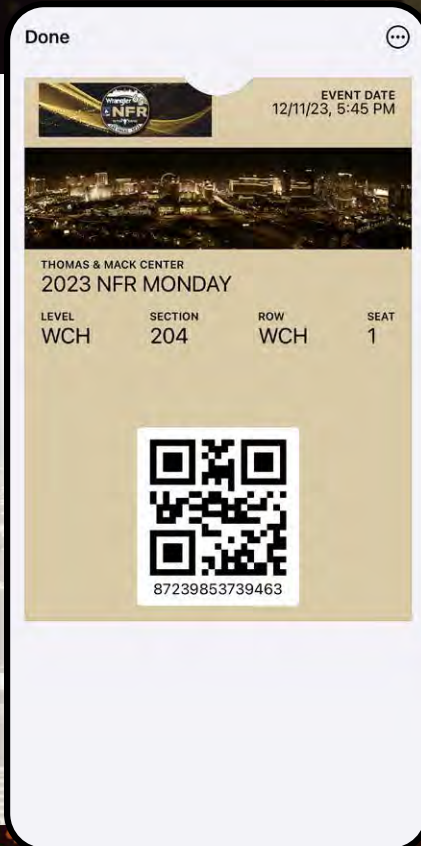
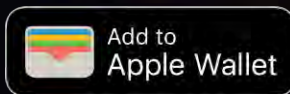
Your tickets (as the recipient) are now visible in your Apple Wallet or your Google Pay Wallet and the sender's account page will now show the tickets have been accepted.

# iphone users



1

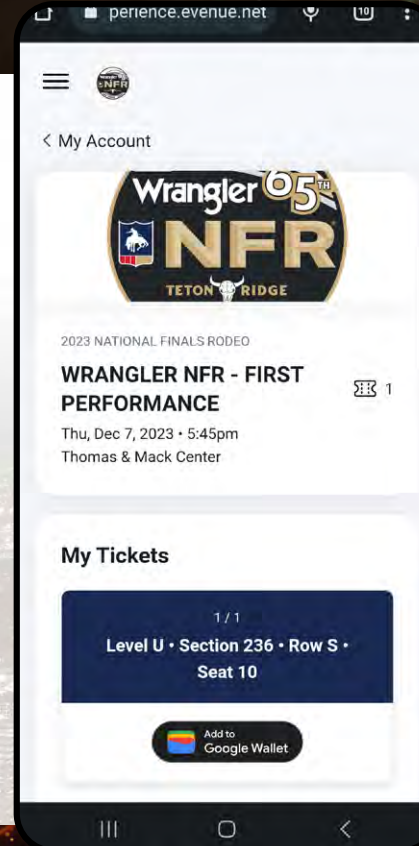
Prior to the event, add your ticket to your digital wallet by clicking the "Add to Apple Wallet" button under each ticket.



2

At the entrance, open your digital wallet and present your ticket to the attendant by holding your phone close to the scanner.

# android users



1

Prior to the event, add your ticket to your digital wallet by clicking the "Add to Google Pay Wallet" button under each ticket.



2

At the entrance, open your digital wallet and present your ticket to the attendant by holding your phone close to the scanner.

*If you have multiple tickets for the event, swipe left or right to view each ticket. Please note that a screenshot or printed copy of the mobile ticket will not be accepted.*

# things to remember & faqs:

## WHY THE TRANSITION TO DIGITAL TICKETING?

Adopting digital ticketing improves the fan experience with quick and convenient entry into the venue, reduces the risk of lost, stolen or counterfeit tickets and allows you to manage, transfer or sell your tickets at any time directly from your smartphone.

## WHAT ARE THE BENEFITS OF MY NFR ACCOUNT?

- Renew and purchase tickets to the Wrangler National Finals Rodeo.
- View / Add tickets on your mobile device.
- Transfer your tickets to family and friends.

**Custodial Care of Souvenir "Hard" Tickets:** It is your responsibility to safeguard the printed souvenir ticket should you utilize mobile tickets to gain entry into the venue or resell some of your tickets via StubHub. It is recommended ticket holders stay in possession of the souvenir tickets for commemorative purposes or destroy the printed souvenir tickets once the process is complete. Both versions of tickets arriving at the gate will be reviewed and can result in the loss of season tickets.

## WHAT IF MY GUEST(S) AND I ARRIVE AT THE VENUE AT DIFFERENT TIMES?

You'll need to transfer a ticket to each member of your party. This allows you and your guest(s) to arrive at the venue at your own convenience. Once the ticket transfer offer has been sent to your guest(s), they will receive a text or email instructing them to accept the tickets and add it to their digital wallet. Please note that a screenshot or printed copy of the mobile ticket will not be accepted.

## CAN I HAVE MULTIPLE TICKETS ON THE SAME MOBILE DEVICE?

Yes. You can view all of your tickets by swiping left or right on your smartphone. We highly encourage you to transfer a ticket to each member of your party to allow for the easiest entry and access throughout the venue.

If you require additional help please contact the Las Vegas Events Ticket Office at [TicketOffice@LasVegasEvents.com](mailto:TicketOffice@LasVegasEvents.com). If you need assistance while at the venue, please visit the Thomas & Mack Box Office located to the right of the Main Entrance.

[NFRexperience.com/MyNFRAccount](https://NFRexperience.com/MyNFRAccount)



[NFRexperience.com/MyNFRAccount](https://NFRexperience.com/MyNFRAccount)